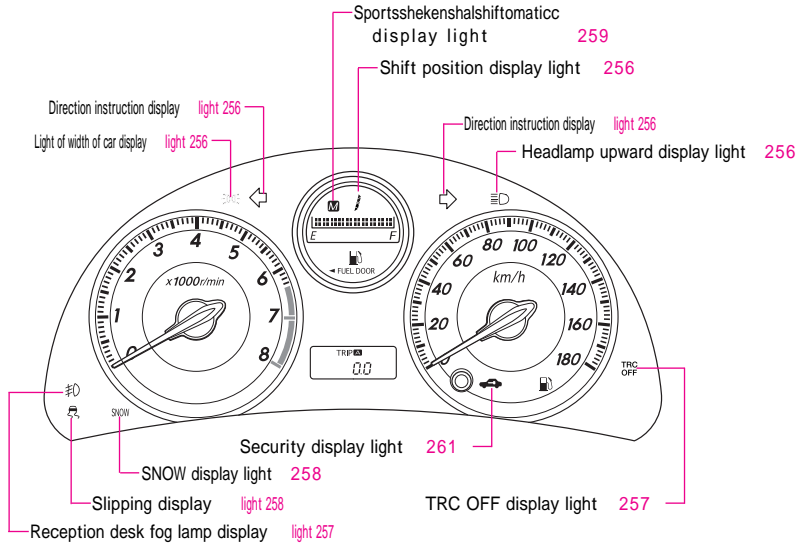
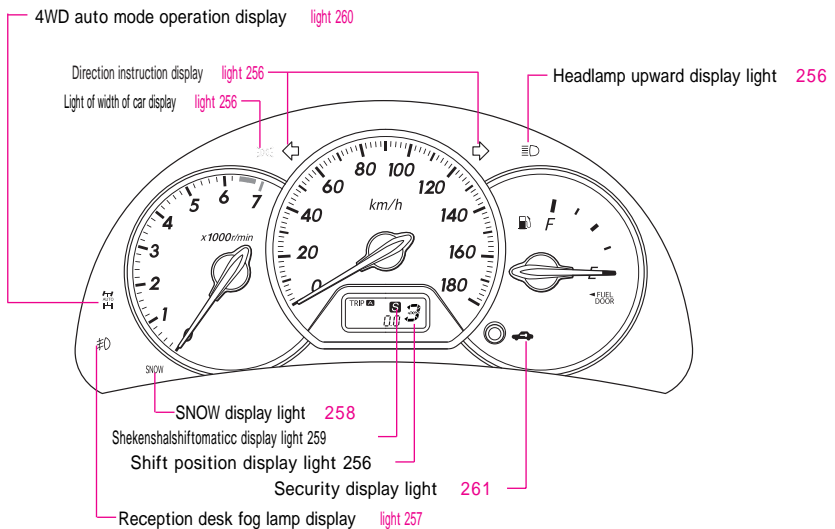


## Display light

### Optitorommatar



### Analog meter



The display light in all grades is published in figure. The display light set to an actual car is different depending on the grade etc.



## display light table .

Display light	Display light name	Display light	Display light name
	Shift position display light		Slipping display light
	Direction instruction display light	SNOW	SNOW display light
	Headlamp upward display light		Sportsshekenshalshiftomaticc display light
	Light of width of car display light		Shemenshalshiftomatic display light
	Reception desk fog lamp display light		4WD auto mode operation display light
TRC OFF	TRC OFF display light		Security display light



## Shift position display light

The shift position that has been selected is displayed as follows. -

1.8L car (FF car): PRND(1. 4 \*1) -

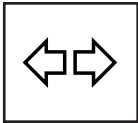
1.8L car (4WD car): PRND 3 2 L-

2.0L car (G grade): PRNDSB-

2.0L car (Z grade): PRND(1. 7 \*2)

- 1 When the shift position is S, it is displayed. -

2 When the shift position is M, it is displayed.



## Direction instruction display light

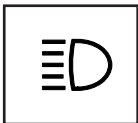
Blink when you operate the direction instruction light and the emergency blinking light.  
(Refer to P.284,292. )



Knowledge

### When blinking quickens abnormally

The lamp cutting of the direction instruction light is thought. Confirm whether the direction instruction light blinks.



## Headlamp upward display light

Light when you make the headlamp upward. (Refer to P.282. )



## Light of width of car display light

2.0L car and 1.8L car \*

Light when you light the front position light, the taillight, and the number-plate light. (Refer to P.280,281. )



## ● Reception desk fog lamp display light

Reception desk fog lamp installation car

Light when you light the reception desk fog lamp. (Refer to P.283.)

TRC  
OFF

## ● TRC OFF display light

VSC installation car

Light when you put TRC into the operation halt condition pushing the TRC OFF switch (Refer to P.294). -

Light when abnormality is found in the VSC system and the TRC system and the EFI system.



Abnormality of the system is thought, and receive the check in the Toyota shop when the display light becomes the following. -  
 - When you do not light the engine switch of turning on. -  
 - In the state of lighting while turning on the engine switch, not turning off with TRC usually lights in the running mode (state that can be operated) or nor running.



Knowledge

About the display light

Light when you turn on the engine switch, and turn it off after a few seconds.





## Slipping display light

VSC installation car

Blink when the VSC system or the TRC system operates. (Refer to P.365-367. )

Moreover, blink when the vehicle seems to sideslip and becomes it.

- VSC operation warning buzzer

It rings intermittently when the vehicle seems to sideslip and becomes it. -

It is likely to warn only by blinking the slipping display light according to the driving situation.



Abnormality of the system is thought, and receive the check in the Toyota shop when you do not light the engine switch of turning on.



Knowledge

### About the display light

Light when you turn on the engine switch, and turn it off after a few seconds.

SNOW

## SNOW display light

2.0L car

Light when changing to the snow mode. (Refer to P.235,238. )



## Sports sequential shift mode display light

2.0L car(Z grade)

The gear-shift **縷**Light when changing to sports sequential shift mode. (Refer to P.232. )



## Sequential shift mode display light

1.8L car(FF car)

The gear-shift **絲**Change to sequential shift mode. It lights. (Refer to P.224. )

Contents



Warning

Basic  
series operationDriving  
Handling  
deviceThe  
Handling indoor  
equipmentGood. Safety  
of  
To  
theory/vehicle  
and  
equipmentHow  
to  
attention  
associate driving  
car

Maintenance

Myriad  
One(D)と  
with

Index



## 4WD auto mode operation display light

### 4WD car

- Become 4WD auto mode after it blinks twice if you push 4WD auto mode switch at the FF mode and light. (Refer to P.293.)-

Become FF mode if you push 4WD auto mode switch at 4WD auto mode, and turn it off.



### Knowledge

#### About the display light

- Light when you turn on the engine switch, and turn it off after a few seconds at the FF mode. Light when you turn on the engine switch at 4WD auto mode. -

Blinking might continue when the difference of the rotational speed of the back and forth circle is great etc.)(like FF mode while blinking.

In this case, separate the foot from the gas pedal once. -

4WD auto mode operation display light blinks when the state with a great difference of the rotational speed of the circle continues for a long time while about running in 4WD auto mode.

Driving power distribution to the rear wheel is stopped for the protection of the drive and the system parts, and it becomes FF mode while blinking the operation display light.

Leave the stop in the place of safety at once, and starting up an engine in this case. It returns to 4WD auto mode if it divides after a while from blinking into lighting. -

When abnormality occurs in 4WD system, 4WD auto mode operation display light might be turned off. In this case, it becomes FF mode regardless of the position of 4WD auto mode switch.



## Security display

Anti-theft system installation car

Blink when the key is pulled out from the engine switch, and an anti-theft system becomes an operating state. (Refer to P.374. )

Contents



Warning

Basic  
controls, operation

Driving  
Handling  
device

The  
Handling indoor  
equipment

Good. Safety  
of  
To  
theory/vehicle  
and  
equipment

How  
to  
attention  
associate driving  
car

Maintenance

Myriad  
One/D  
C  
with

Index